


## Multifunctional Mini Speaker User Manual



### Product appearance and buttons:



### Preparation before use:

Make sure battery has full power before use, or insert DC5V power as an external power supply equipment (minimum supply current >0.5A).

### Product Key Features:

“MENU” Button: short time press for menu switch, long time press for flash on / off function

### “PLAY/ ▶|” button:

Under Micro SD Card / USB mode, short press shall move to PLAY / PAUSE  
Under FM Radio mode, long press could auto search channel and save channel

### Next / PREV Button:

Under Micro SD Card / USB mode, short press could adjust the music song, long press could adjust the volume  
Under FM Radio mode, short press could adjust FM channel, long press could adjust the volume

### Time setting

Under time mode, long time press ▶| button




and then press | ◀◀/▶▶ | to adjust the time accordingly.

Press the ▶| | button to switch between the hour and minute.

After finish setting, long time press ▶| | button to save time

### Product jack Description:



### Time setting

Under time mode, long time press ▶| button




and then press | ◀◀/▶▶ | to adjust the time accordingly.

Press the ▶| | button to switch between the hour and minute.

After finish setting, long time press ▶| | button to save time

### Product jack Description:



**Note:** When machine under lower power, may cause work not normally, please do recharge in time!

### FAQ:

#### 1. If can not turn on:

Please check if the battery is in low power. Please recharge and then try to open again

#### 2. Bad signal for FM Radio:

Please see if pull out the FM antenna  
Please see if there is any electronic equipment to interfere the signal  
Please adjust the machine direction or position.